



Moon Mountain

2023-2024 Family Survey
Fall 2023

Summary

Topic Description	Results	Comparison
Academic preparation	100%	96% Washington Elementary School District

! District C^D Q D D D !

Parent engagement

Your average

98%

30 responses

Districtavera

Safety and behavior

Your average

86%

30 responses

District average: 85% Washington Elementary School District

How did people respond?



School Fit

Your average

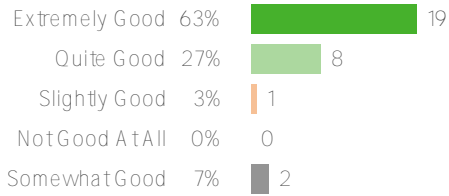
96%

30 responses

District average: 96% Washington Elementary School District

How did people respond?

Q.1: Given your child's cultural background, how good a fit is his/her school?



Favorable: 96%



School operations

Your average

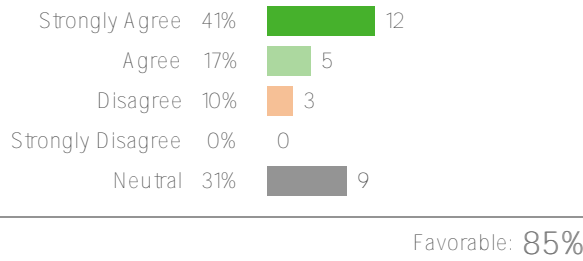
93%

30 responses

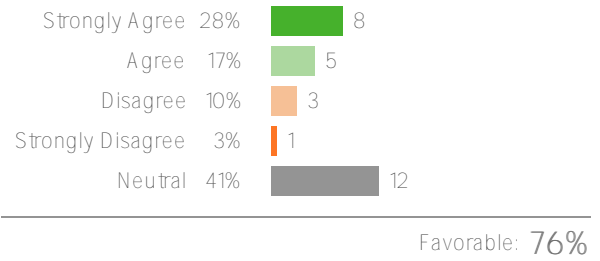
District average: 91% Washington Elementary School District

How did people respond?

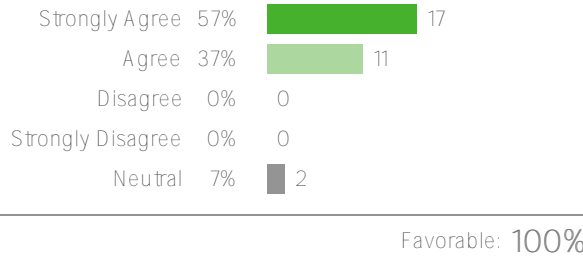
Q.1: Healthy food is served for breakfast and lunch.



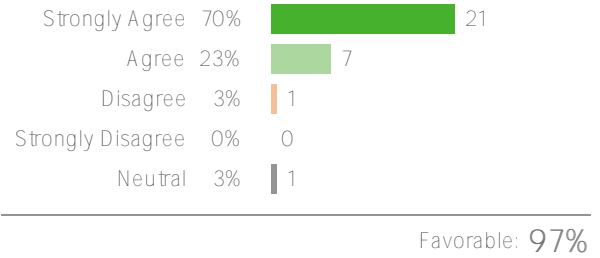
Q.2: My child gets enough to eat at school.



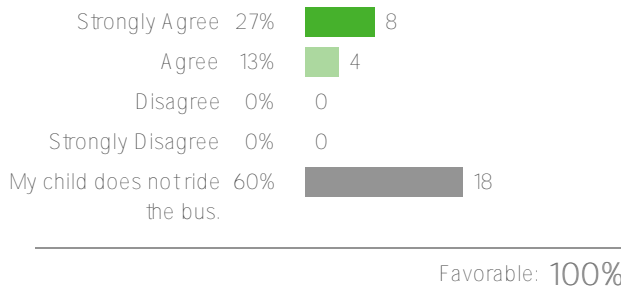
Q.3: My child's school is clean and provides a safe and healthy environment.



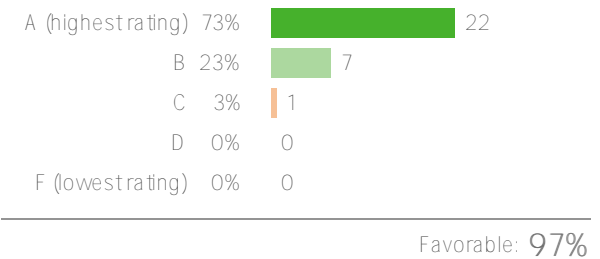
Q.4: My child's school grounds, classrooms and outer building are well-maintained.



Q.5: My child's school bus is on time most days.



Q.6: How would you grade the overall quality of the school?



Social Awareness

Your average

100%

30 responses

District average: 96% Washington Elementary School District

How did people respond?

Q.1:

Favorable: 100%

Student support

Your average

98%

30 responses

District average: 94% Washington Elementary School District

How did people respond?

Q.1: My child knows there is an adult at school whom they can go to for help with an academic need for t

Favorable: 100%

Supportive Relationships

Your average

100%

30 responses

District average: 96% Washington Elementary School District

How did people respond?

Q.1: Tips

Favorable: 100%

Background Questions

How did people respond? _____

Q.1: What is your child's race or ethnicity?

Bla